



CrownCore™

Wall and Ceiling Panel

The CrownCore™ system of wall and ceiling panel is designed to be a low maintenance solution for covering any wall in any application. The 100% virgin PVC material is engineered to handle a wide range of temperatures and abuse. The panel is 16" in width and is available in a variety of lengths including: 10', 12', 14', 16', 18' and 20'.

Applications

- Agricultural Facilities
- Food Processing Facilities
- Car Washes
- Commercial Kitchens
- Commercial Bathrooms
- Residential Garages



Light Weight

- Conveniently packed in a box
- Can be transported with most vehicles
- Easy to handle



Temperature Resistant

- Can withstand extreme temperatures
- Flame resistant



Moisture Resistant

- Moisture resistant
- Mold resistant

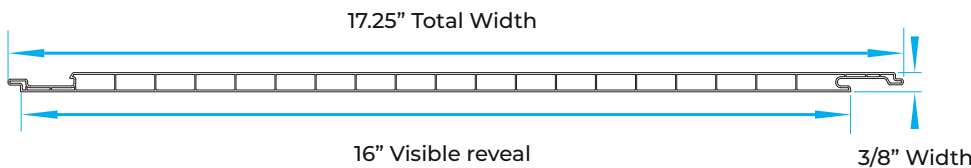


Strong Construction


- Full back eliminates warping
- Impact resistant

CrownCore™ 16" Panel Specifications


Panel	Color	Available Lengths
16" Panel	White	10', 12', 14', 16', 18', 20'
16" Panel	Dove Grey	10', 12', 14', 16', 18', 20'
16" Panel	Arctic Grey	10', 12', 14', 16', 18', 20'



Color Options



White



Dove Grey



Arctic Grey

CrownCore™ Trims (Available in 12' and 16' lengths only)



J-Trim

Used for finishing around the edges of the panels



F-Trim

Used for finishing inside and outside corners



Cove Trim

Used for finishing inside corners



H-Trim

2 Piece design allows for connecting panel sections




Transition Trim

2 Piece design used to transition from CrownCore™ to CrownWall®



Cable Trim

2 Piece design used to conceal wires.



CrownCore™

Wall and Ceiling Panel

Agricultural Applications

The perfect solution for covering the inside walls of agricultural buildings such as chicken coops, barns, or even horse stalls and tack rooms.



Warehouse Applications

Make it easy to cover any unsightly and unfinished walls or other areas in a warehouse using the CrownCore™ 16" panel. The panel also serves as a great solution for keeping the warehouse clean.



Car Wash Applications

The CrownCore™ 16" panel is ideal for installing in car washes due to its waterproof design and method of engagement.

